

Access to safe and affordable housing was listed as #1 for Top Areas for Improvement

Survey respondents rated the following statements:

Houses and apartments in my community are affordable and livable.

2.35

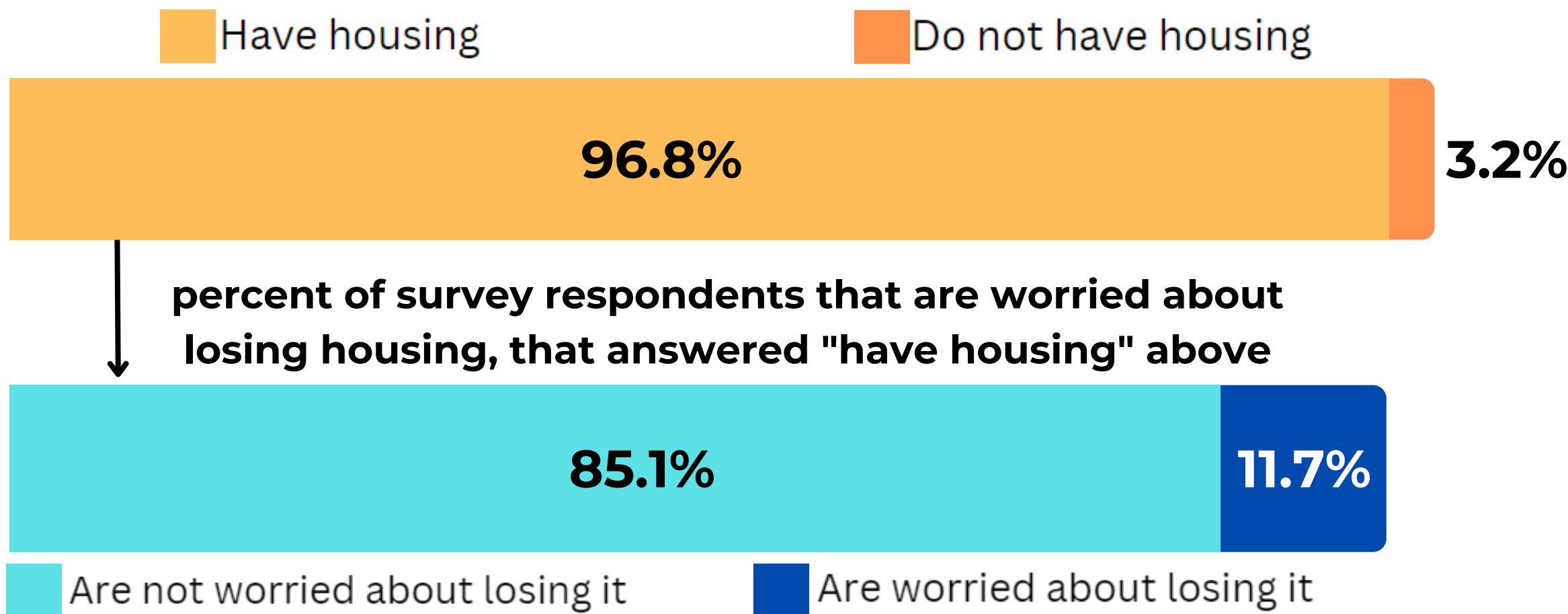
On scale of 1= Strongly disagree and 5= Strongly agree.

Not enough money for housing, household expenses, and food

2.49

On scale of 1= Not concerned at all and 5= Extremely concerned

Survey participants current living situation:



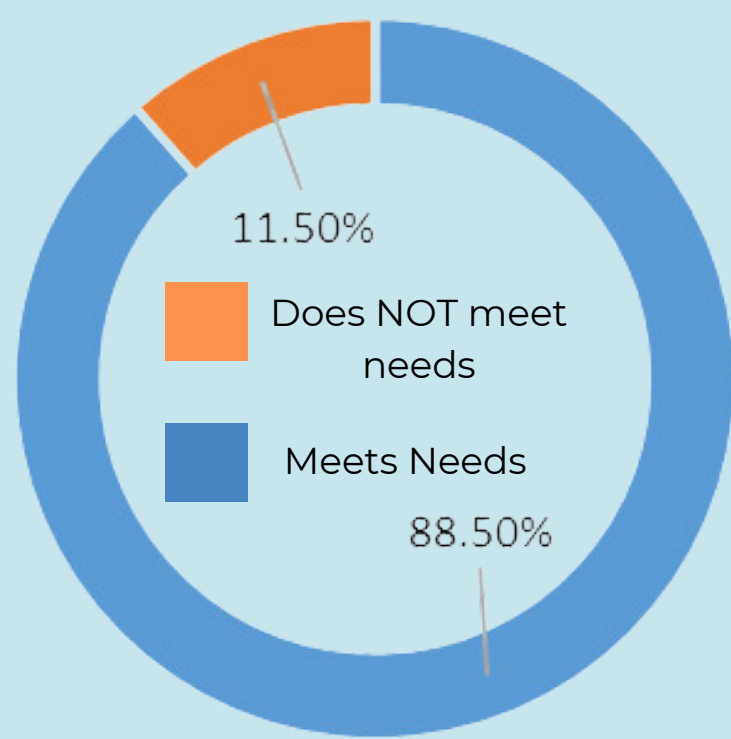
Are concerned with not having stable housing in the next 3 months:

13.5%

Them or their family receive housing assistance:

8.5%

Survey responses to whether current housing meets their needs:



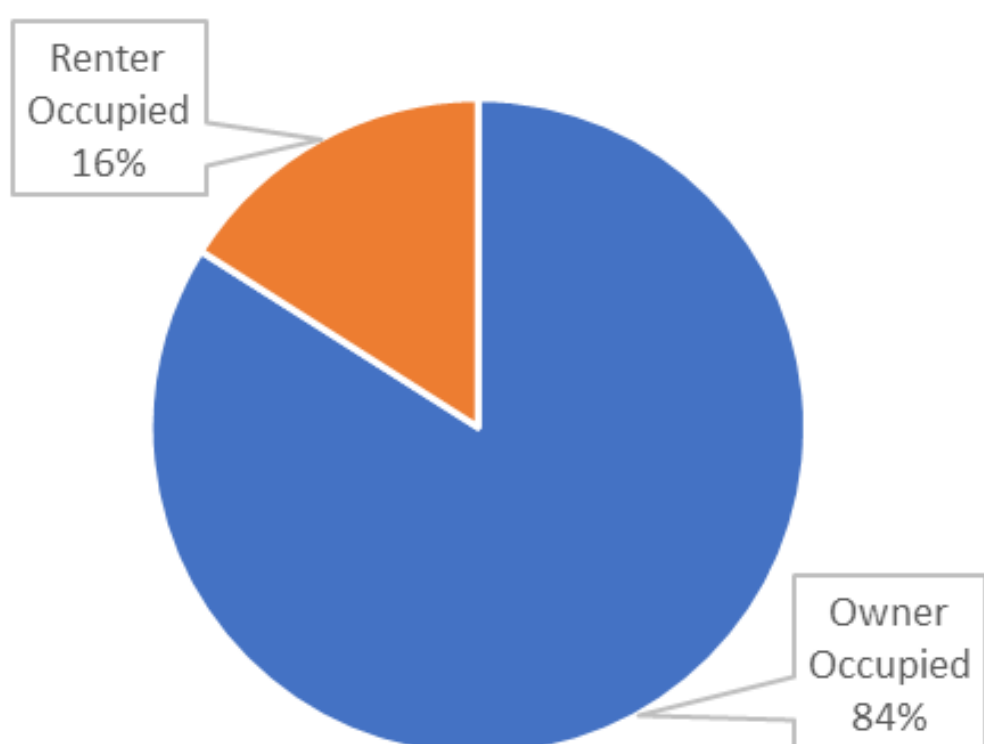
Top reasons why housing needs are not met:

- Too small
- Too expensive
- Safety Concerns
- Repairs needed
- Current situation/ Temporary
- Amenities at home doesn't suit resident needs

Access to safe and affordable housing was listed #1 among all ages group (18-75+) respondents for Top Areas for Improvement

Secondary Data:

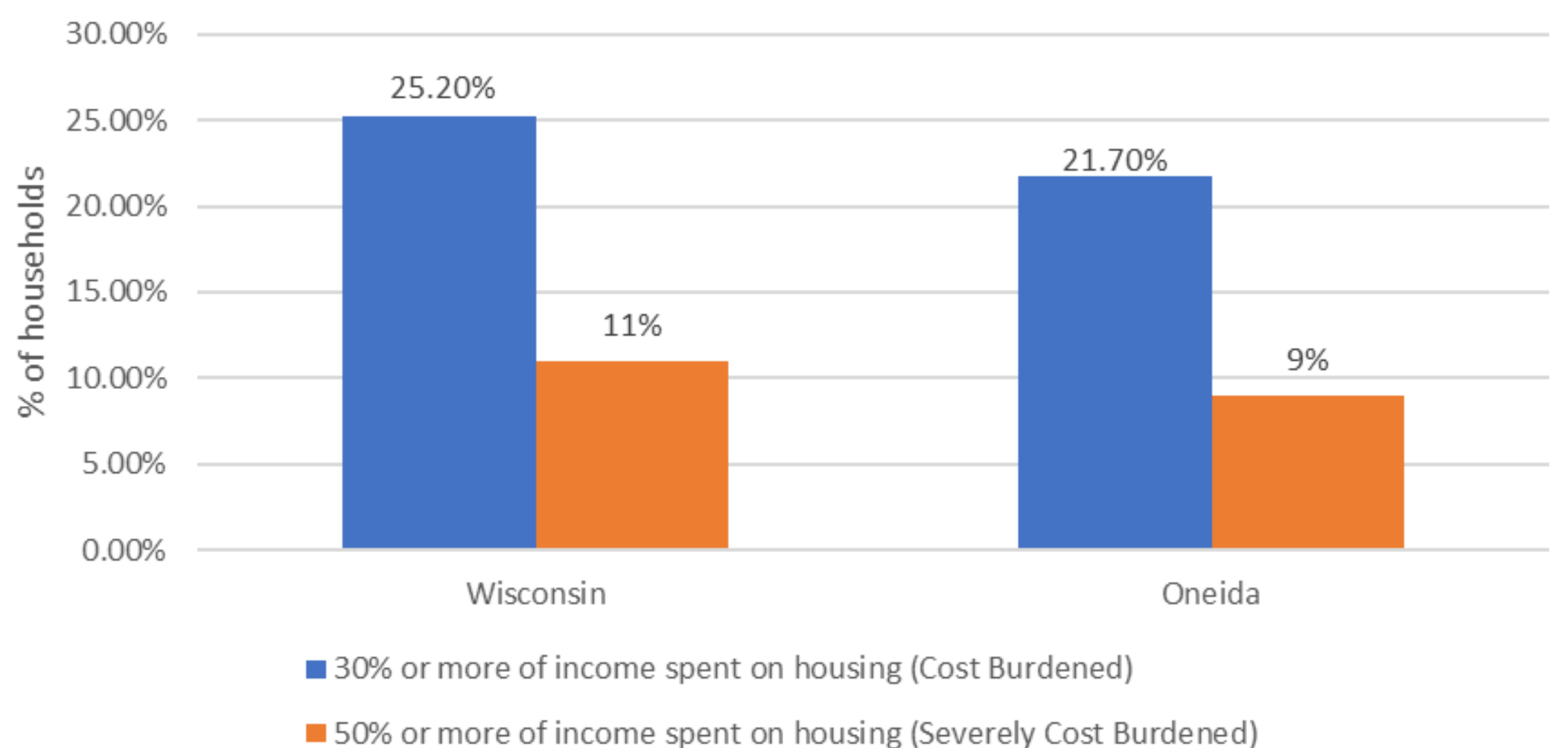
Ownership of Occupied Units in Oneida County for 2017-2021



Source: Census Bureau

Of the occupied units in Oneida County, above is the percent that is owned or rented

% of Cost Burdened & Severely Cost Burdened Households from 2017-2021



Source: Grow North Region Housing Survey

Secondary Data:

Definitions:

Occupied Housing units:

A housing unit is occupied if a person or group of persons is living in it at the time of the interview or if the occupants are only temporarily absent (example: on vacation)

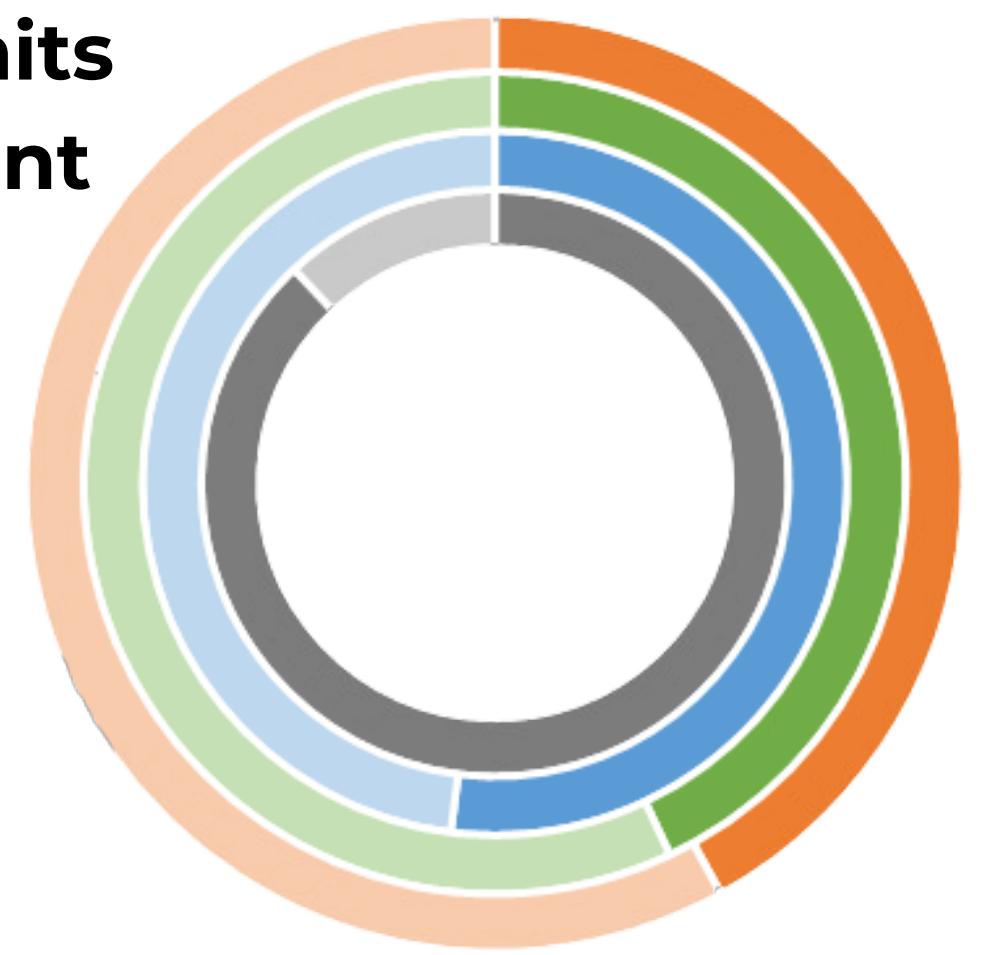
Vacant Housing units:

A housing unit is vacant if no one is living in it at the time of the interview, unless its occupants are only temporarily absent. In addition, a vacant unit may be one which is entirely occupied by person(s) who have usual residence elsewhere.

The Percent of Housing Units that are Occupied or Vacant

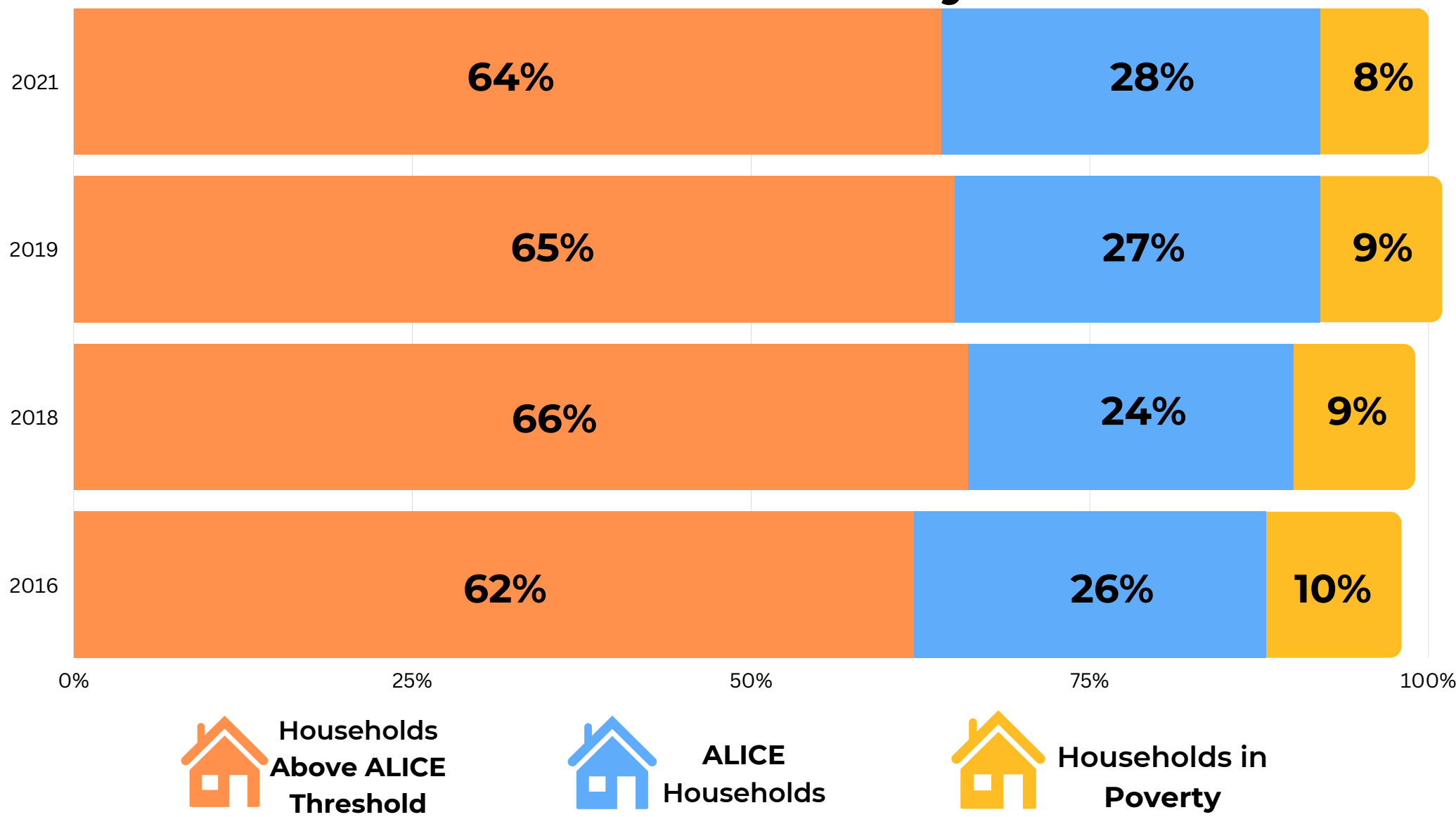
Total number of Housing units in Oneida: **30,933**

	% of occupied housing units	% of vacant housing units
WI	88%	12%
Oneida	52%	48%
Vilas	43%	57%
Forest	42%	58%



Source: Census Bureau

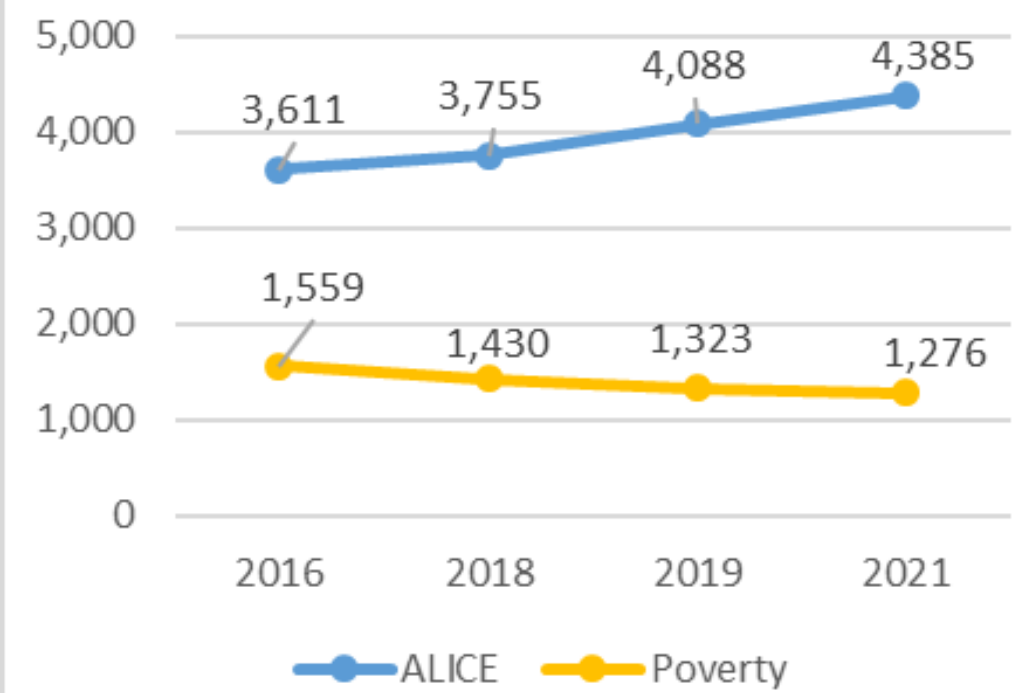
Financial Hardship Change Over Time for Households in Oneida County



15,724

Total number of Households

Number of ALICE Households and Households in Poverty



Source: United for ALICE

ALICE is an acronym for Asset Limited, Income Constrained, Employed — households that earn more than the Federal Poverty Level, but less than the basic cost of living for the county. While conditions have improved for some households, many continue to struggle, especially as wages fail to keep pace with the rising cost of household essentials (housing, child care, food, transportation, health care, and a basic smartphone plan). Households below the ALICE Threshold — ALICE households plus those in poverty — can't afford the essentials.

Source: United for ALICE

2.34

The number of people per household, or average household size in Oneida County from 2017-2021

Source: Census Bureau

Housing Rental Costs for 2017-2021

	Wisconsin	Oneida	Vilas	Forest
Gross Rent	\$916	\$828	\$717	\$545
No bedroom	\$758	\$615	\$725	N/A
1 bedroom	\$750	\$690	\$573	\$435
2 bedrooms	\$932	\$839	\$734	\$653
3 bedrooms	\$1,096	\$880	\$651	\$668
4 bedrooms	\$1,191	\$1,152	\$964	\$548
5 or more bedrooms	\$1,155	\$968	\$943	N/A

Source: Census Bureau: Table B25031;

https://censusreporter.org/data/table/?table=B25031&geo_ids=05000US55085&primary_geo_id=05000US55085

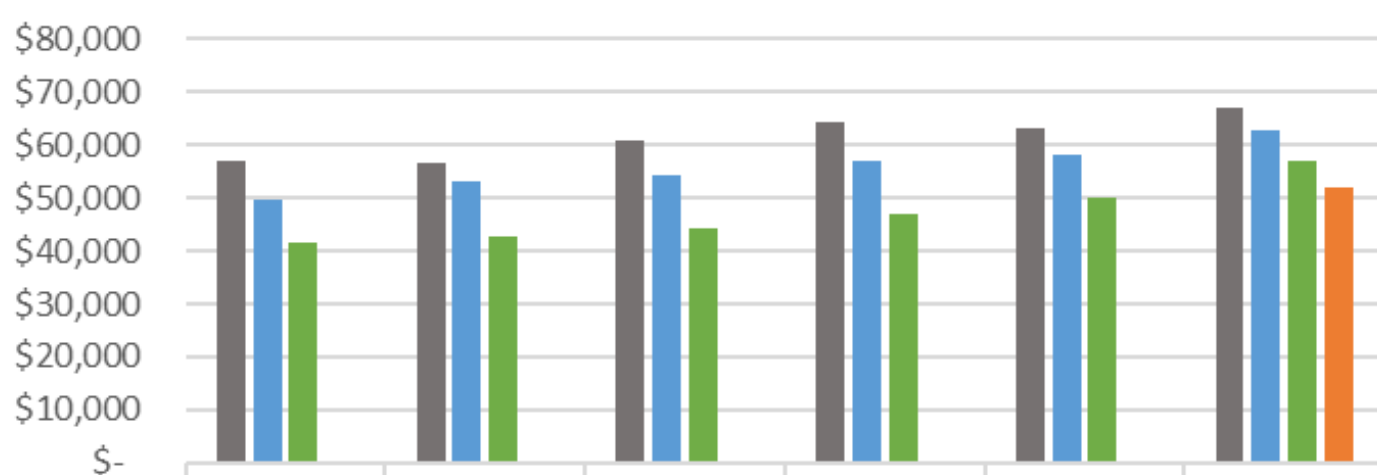
10% 13%

Oneida Wisconsin

Percentage of households with at least 1 of 4 housing problems: overcrowding, high housing costs, lack of kitchen facilities, or lack of plumbing facilities.

Source: County Health Rankings & Roadmaps

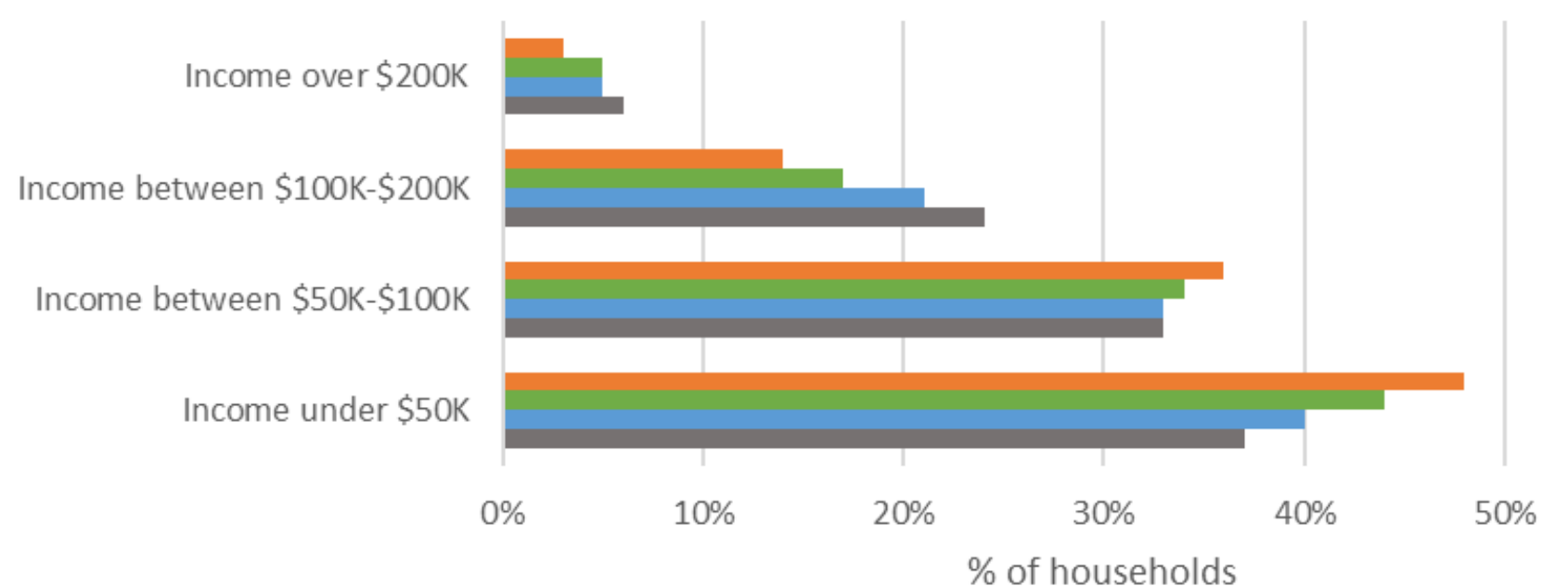
Median Household Income



	2016	2017	2018	2019	2020	2021
Wisconsin	\$56,811	\$56,759	\$60,773	\$64,168	\$63,293	\$67,125
Oneida	\$49,715	\$52,945	\$54,198	\$56,852	\$58,156	\$62,660
Vilas	\$41,632	\$42,720	\$44,285	\$47,072	\$50,039	\$56,837
Forest	\$-	\$-	\$-	\$-	\$-	\$51,959

Source: Census Bureau

Household Income Range



Source: Census Bureau

Source: Census Bureau